

FINAM NOEXI



ISSUE 1

WELCOME!

Welcome to **Mad Market Entertainment**, where I create comics and illustrations. Sometimes they're small, quick reads; other times, they grow into big worlds.


I'm Enam Noeki, a self-taught artist who's been learning the craft for seven years. This year is the first time I'm ready to start the real journey.

I plan to create more work and share more stories in the future. Making my portfolio as a comic just made sense. It's the medium I connect with most. So here's an offline copy for you to explore. If you have any questions, you can reach me at info@enamnoeki.com



CHARACTER DESIGNS


These are some of my first character design sketches. I gather references and study them, sometimes tracing to break down shapes, proportions, and colors. From there, I build a quick composition to test the mood. I'll do multiple preliminary sketches to get comfortable with their look before committing to line art. Once the design feels right, I move to toning and then color, keeping their personality in mind at every step.



I was inspired by the *quote, be a bad girl like me, and you'll get somewhere* by the honorable Millie Odhiambo.

BOSS LADY

She's also a gang leader in a corrupt political environment.



BODYGUARD

She may look chill, but she was actually designed as the boss lady's bodyguard.

I never got around to working on her outfit or choosing her weapons, but I plan to develop her more soon.




A man with a mustache, wearing a white dress shirt and a dark tie, is shown from the chest up. He is holding a lit cigarette in his mouth and looking down at an open book he is holding with both hands. The drawing style is a sketch with some color washes.

TOUGH AND AMAZING DAD

He was once a child soldier, but his life turned around for the better when he was saved. Now he has a family, though he still keeps his head on a swivel for any sign of trouble. His resolve is put to the test when an old but dangerous affiliate threatens him and his loved ones.



*These were inspired by a
collection of reference
photos*




FRAT TWINS

These ladies don't have a story yet, but I loved working on them and plan to develop them further.




STRICT BUT RICH DAD

I love *Aya of Yopougon*, so a lot of my work contains references to the comic. I don't have a story for these characters yet, but they were fun to create.



COMMISSIONS!

For now it's not released, so I can't say too much but you will hear more of this next issue. This next piece changed my art style and my way of creating works from scratch. It broke me out of using 3D for my art!







THE PATH!

This wasn't a comic, but a series of illustrations done in a comic style. It's not released yet, so I can't say too much—but you'll hear more about it in the next issue. Working on this piece completely changed my art style and how I create from scratch.





DESIGNS

I also started creating custom emoji designs for customers to use on hoodies, shirts, and more!



DESIGNS


I've also created my own designs, including ones from my stories, as an attempt to sell stickers and more. I plan to add more of this work in the next issue.

*Also did
this logo!*



COMICS

One of the biggest lessons I've learned is that comics are a team sport—but if you're the only player, you have to improvise. In my earlier work, I was mostly testing ideas and learning the craft. Now, I'm focused on completing stories I'm proud to share. I don't have much right now, but there's more to come in the next issue.



The background of the cover is a stylized illustration. On the left, a large, dark red curtain hangs. In the center, a woman with dark skin and a headwrap stands behind a wooden podium. She is wearing a dark dress with a light-colored floral pattern. To her right, a man with a beard and glasses, wearing a white shirt, is looking down at a piece of paper he is holding. The overall style is graphic and illustrative, with a limited color palette of reds, browns, and yellows.

DINNER IS SERVED!

HOW TO KILL THEM WITH LAUGHTER!


STORY AND ART
ENAM NOEKI



DINNER IS SERVED!

HOW TO KILL THEM WITH LAUGHTER

My first comic in a print layout! I've made others before, but they were webcomics from when I was just starting out—so not quite at this level. I know I can keep improving, but I'm proud to have completed this one in just three weeks.



LESSON

I gather references and build quick compositions for each page. I sketch, revise, and rearrange panels until the pacing feels right, then move on to clean line art, toning, and color. Skills has improved since this comic so next issue will have much more.

THANKS
FOR
READING
ABOUT MY
LITTLE
ISSUE!

NOW
EXCUSE
ME, I
HAVE
BUSINESS
TO TAKE
CARE OF.
BYE!





LESSON


This was my very first webcomic. I struggled while making it, but it turned out to be a great first lesson.

I've since taken it down, but I plan to redo the comic in a print layout.





SKETCHES AND MORE RANDOM THINGS

Not everything I draw fits neatly into a project. This section is where my experiments, warm-ups, and odd ideas live.



A ROYAL RIVALRY



**PRELIMINARY
SKETCHES**

OLD WORK

This was a random piece I made a few years ago, back when I was starting to get the hang of Photoshop. I still had plenty to improve on, but it was a big step forward.



OLD NEWER WORK

More random pieces. I once tried making a mini-series but never got around to posting it. I also created a webcomic called A Royal Rivalry for a challenge, but got stuck on the coloring stage.




ONE PANEL DIARIES

DEAR
DIARY
ME TOO
I DEY
CRAZE...

DIARY CONCEPT

This was a mini-series I'd wanted to try for a long time, and I still plan to make it happen. One Panel Diaries went through lots of changes, but I eventually created a refined concept sketch.

CRAZE...




PRELIMINARY SKETCHES

The paper speech bubbles were a happy accident, and I plan on using them for the One Panel Diaries concept. They were my favorite part to work on.



Sketches are mostly done on printer paper



FINISHED CONCEPT PAGE

**ONE
PANEL
DIARIES**

*DEAR
DIARY
ME TOO
I DEY
CRAZE...*



JUNE 1ST, 2025




FINISHED CONCEPT REVISIONS



TRYING OTHER THINGS...

DO I LOOK
LIKE I'M
VOLUNTEERING
TO BE YOUR
PERSONAL
UNPAID
ESCORT?!




Back when I tried several mini quick comics but never got to push them out. I never published this one.

Hey! It's
me in a
different
version.



STOP BEING
CHEAP AND
GO AND PAY
AN ESCORT
WHO CAN
PROPERLY
PROVIDE THE
SERVICES
YOU ARE
LOOKING
FOR!



THANKS FOR READING!

Thanks for breezing by. I plan to put something like this out once a month as an update, and I'll keep all the files in one place so they're easy to find.

I'm on social media, so if you have any feedback or suggestions, we can chat there, or just email me at info@enamnoeki.com

If you simply want to see which new works might appeal to you, these portfolio issues will always be on the homepage of my [website](#).



I'M ONLINE!

Click any icon below!



TILL NEXT TIME!

